

* Provisional

** National Case Search

EDITORIAL

The provisional number of cases of dracunculiasis reported during 2004 now stands at 15,584 cases. Since it is likely that Sudan's final report for December 2004 will show at least a 50% reduction in cases from the 570 cases reported in December 2003, it is probable that the final tally of cases for 2004 will not exceed 16,000 cases. If so, the reductions in cases during 2004 in all 11 endemic countries, compared to

Table 1

Number of cases contained and number reported by month during 2004*

(Countries arranged in descending order of cases in 2003)

COUNTRIES REPORTING CASES	NUMBER OF CASES CONTAINED / NUMBER OF CASES REPORTED													CONT.	%
	JANUARY	FEBRUARY	MARCH	APRIL	MAY	JUNE	JULY	AUGUST	SEPTEMBER	OCTOBER	NOVEMBER	DECEMBER	TOTAL*		
SUDAN	34 / 242	46 / 276	31 / 255	59 / 649	159 / 1212	192 / 1316	172 / 1181	98 / 771	46 / 588	17 / 181	6 / 97	/	860 / 6768	13	
GHANA	766 / 1245	719 / 1133	630 / 990	603 / 907	702 / 905	372 / 520	188 / 257	92 / 115	22 / 38	157 / 230	271 / 439	279 / 496	4801 / 7275	66	
NIGERIA	81 / 102	64 / 73	40 / 48	25 / 31	63 / 69	31 / 37	17 / 23	11 / 12	0 / 0	13 / 15	41 / 45	35 / 40	421 / 495	85	
MALI	1 / 1	0 / 1	0 / 1	0 / 0	5 / 5	9 / 12	21 / 26	47 / 66	65 / 112	56 / 72	26 / 54	6 / 6	236 / 356	66	
TOGO	35 / 46	20 / 29	18 / 47	12 / 21	17 / 20	16 / 22	4 / 6	1 / 3	9 / 9	19 / 19	27 / 28	22 / 28	200 / 278	72	
NIGER	1 / 1	2 / 2	1 / 1	3 / 4	4 / 9	13 / 16	24 / 28	21 / 28	30 / 34	40 / 51	23 / 49	11 / 17	173 / 240	72	
BURKINA FASO	1 / 1	1 / 2	0 / 0	2 / 2	5 / 5	3 / 4	7 / 12	5 / 8	9 / 14	4 / 6	2 / 4	0 / 0	39 / 58	67	
COTE D'IVOIRE	1 / 2	5 / 6	0 / 5	0 / 3	0 / 1	0 / 0	0 / 0	0 / 0	0 / 0	0 / 2	0 / 2	0 / 0	6 / 21	29	
BENIN	0 / 0	2 / 2	1 / 1	0 / 0	0 / 0	0 / 0	0 / 0	0 / 0	0 / 0	0 / 0	0 / 0	0 / 0	3 / 3	100	
ETHIOPIA	0 / 0	1 / 1	0 / 0	2 / 2	6 / 6	3 / 5	3 / 3	0 / 0	0 / 0	0 / 0	0 / 0	0 / 0	15 / 17	88	
UGANDA	0 / 0	0 / 0	0 / 0	0 / 0	1 / 1	0 / 0	0 / 0	1 / 1	1 / 1	0 / 0	0 / 0	0 / 0	3 / 3	0	
MAURITANIA	1 / 1	0 / 0	0 / 0	0 / 0	0 / 0	2 / 2	0 / 0	0 / 0	0 / 0	0 / 0	0 / 0	0 / 0	3 / 3	100	
KENYA	/	/	/	/	1 / 1	2 / 2	/	1 / 1	1 / 1	/	/	/	5 / 5	100	
TOTAL*	921 / 1641	860 / 1525	721 / 1348	706 / 1619	963 / 2234	643 / 1936	436 / 1536	277 / 1005	183 / 797	306 / 576	396 / 718	353 / 587	6765 / 15522	44	
% CONTAINED	56	56	53	44	43	33	28	28	23	53	55	60	44		

* PROVISIONAL

Shaded cells denote months when zero indigenous cases were reported. Numbers indicate how many imported cases were reported and contained that month.

Figure 2

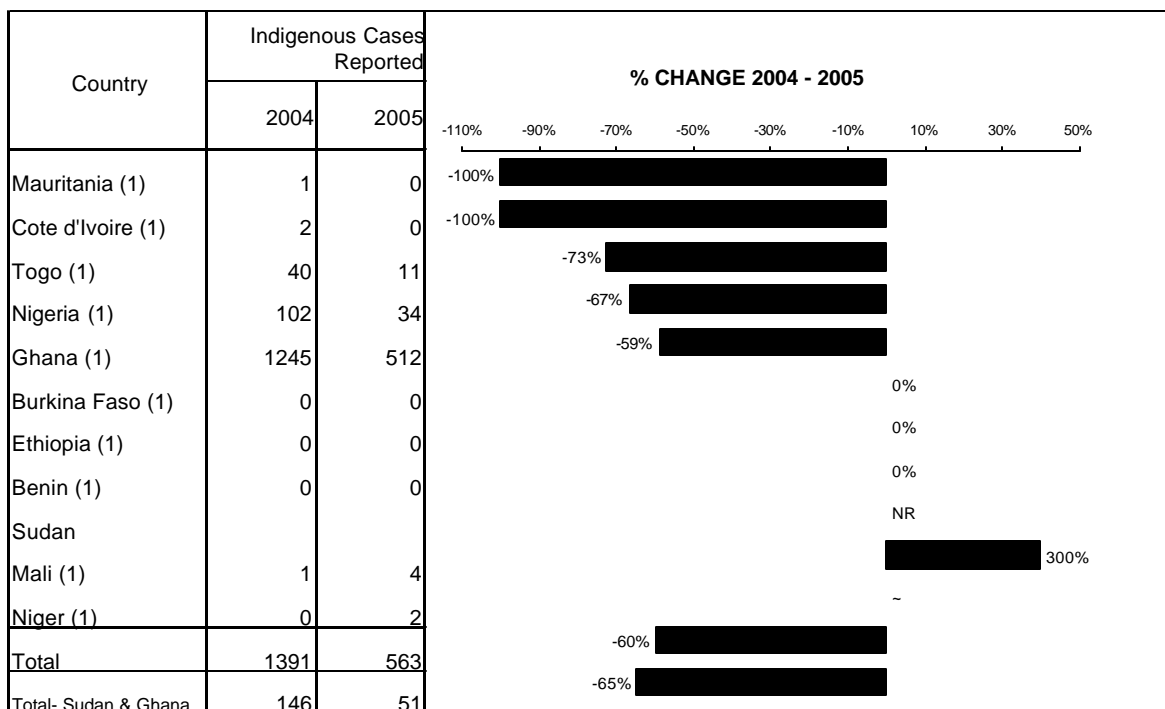
Number of Villages/Localities Reporting Cases of Dracunculiasis in 2003, Percentage of Endemic Villages Reporting in 2004*, Number of Indigenous Cases Reported During the Specified Period in 2003 and 2004*, and Percent Change in Cases Reported

Country	Reporting 1+ indigenous cases in 2003	Indigenous Cases Reported		
		2003	2004	
Uganda (12)	1	100%	13	0
Benin (12)	9	100%	26	3
Burkina Faso (12)	38	99%	175	38
Ethiopia (12)	2	78%	13	3
Mauritania (12)	9	100%	13	3
Sudan (11)	3407	68%	19729	6768
Nigeria (12)	239	11%	1459	495
Togo (12)	71	100%	622	232
Mali (12)	185	99%	824	352
Cote d'Ivoire (12)	12	98%	42	20
Niger (12)	61	100%	279	233
Ghana (12)	645	100%	8285	7268
Total	4679	77%	31480	15415
Total- Sudan & Ghana	627	99%	3466	1379

(11) Indicates month for which reports were received, e.g., Jan. - Nov. 2004
 * Provisional

Figure 3

Number of Villages/Localities Reporting Cases of Dracunculiasis in 2004, Percentage of Endemic Villages Reporting in 2005*, Number of Indigenous Cases Reported During the Specified Period in 2004 and 2005*, and Percent Change in Cases Reported

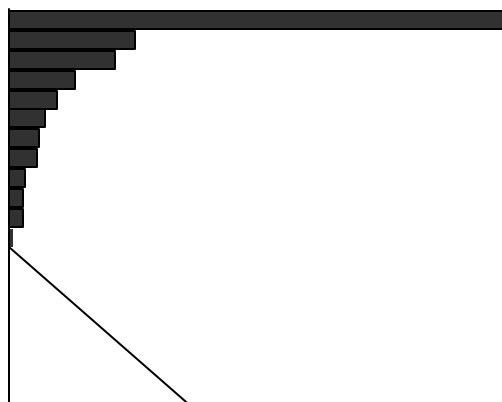


(1) Indicates month for which reports were received, e.g., Jan 2005

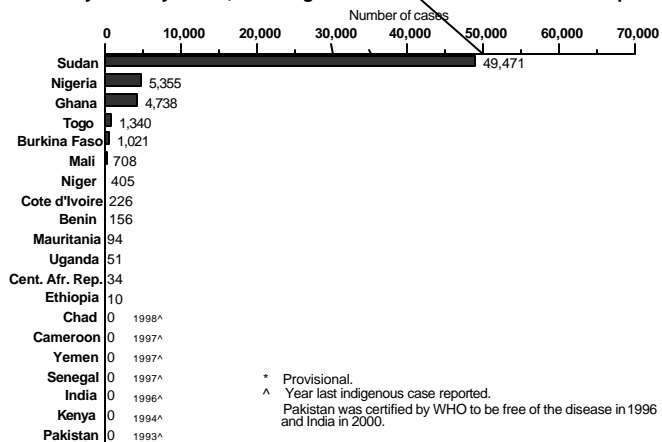
* Provisional

NR - no report

Figure 4

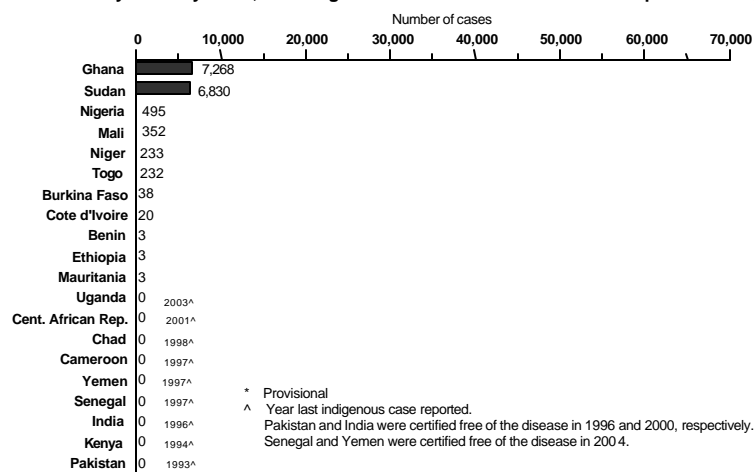


Distribution by Country of 63,609 Indigenous Cases of Dracunculiasis Reported during 2001



* Provisional.
[^] Year last indigenous case reported.
 Pakistan was certified by WHO to be free of the disease in 1996 and India in 2000.

Distribution by Country of 15,415 Indigenous Cases of Dracunculiasis Reported during 2004*



* Provisional
[^] Year last indigenous case reported.
 Pakistan and India were certified free of the disease in 1996 and 2000, respectively.
 Senegal and Yemen were certified free of the disease in 2004.

Distribution of Indigenous Cases of Dracunculiasis Reported in 2004*

* provisional

Contain every Guinea worm in 2005!

GHANA GUINEA WORM ERADICATION PROGRAM OBJECTIVES AND ACHIEVEMENTS

- **Conduct a Worm Week in each of the highest endemic districts.**

Worm Week was conducted only in the district of Tillabery. The number of cases started to increase in the districts of Téra, Ouallam and Kollo only in October. It is programmed to organize Worm Week in all 4 districts in 2005.

- **Ensure that all primary and secondary schools in the top 20 endemic villages teach about prevention of dracunculiasis (consider using the WHO comic book and teachers manual).**

There are no schools in the top 20 endemic villages

- **Ensure radio messages (news, jingles, skits, public service announcements) are broadcast at least twice weekly in the appropriate local language, during the peak transmission season by all available stations in the highest endemic areas of country.**

Radio messages are broadcast at least twice weekly in the appropriate local language, during the peak transmission season by all available station in the highest endemic areas of the country.

TOGO GUINEA WORM ERADICATION PROGRAM OBJECTIVES AND ACHIEVEMENTS DURING 2004

Objectives	Parameters	Accomplished
1. Detect all cases of GWD within 24hrs of the emergence of the GW	#cases detected within 24hrs / total # of cases	200 / 278 @ 72% *
2. Conta723 Tce		

* 200 Cases of Guinea worm disease met the international standards for case containment.

** 37% or 59 out of 160 cases admitted to case containment centers were admitted within 24hrs (code 0)

During 2004 a total of 9 out of 12 CCC received cases. Of the 12 CCCs, 4 new CCCs were opened in 2004 in the Districts of Doufelgou (1), Dankpen (1), Djarkpanga(1), and Bassar(1). The remaining 9 CCCs are in the district of Agou/Ave(1), Yoto(1), Haho(1), L'est Mono(1) Ogou(2), Keran(2).

*** During 2004, Togo a total of 100 villages reported cases, of which 46 villages reported indigenous cases and 54 villages reported only imported cases. Within the 54 villages with imported cases, 2 are urban towns with district hospitals and piped potable water.

**** Of the 80 cases imported, 46 were imported from Ghana and 34 cases were imported internally within districts and also from district to district within Togo. During 2004, Oti exported cases to Keran and vice versa, Haho exported cases to Ogou and Binah, Doufelgou exported cases to Haho and Wawa, Sotouboua exported cases to Dankpen, and Dankpen exported cases to Keran. Agou(0) from dTOGO GWEP OBJECTIVES t 0 c -(DRAFT TD 0 Ke -0.1875 Tw ()